



## SOUTHEAST PUMP & EQUIPMENT, INC.

# Centrale Sewer<sup>®</sup> STEP+ Collection Pumping System



### Features :

### Tankage:

- **Zero leakage**, NO seams or joints
- Light weight, easy to install (FRALO Plastech Mfg., LLC 750 gallon poly trash tank , 300 gallon poly pump tank)

### Pump:

ABS EJ10HH **high head** effluent pump, 1 Hp, 230/1/60 , 1-1/4" NPT discharge, 10 GPM @ 102' TDH

Or

Goulds "Blaster" series 12EB, 1.5 Hp, 230/1/60, 1-1/4" NPT discharge, 10 GPM @ 450' TDH ; pumps available from 0.5 Hp for lower heads

### Controls:

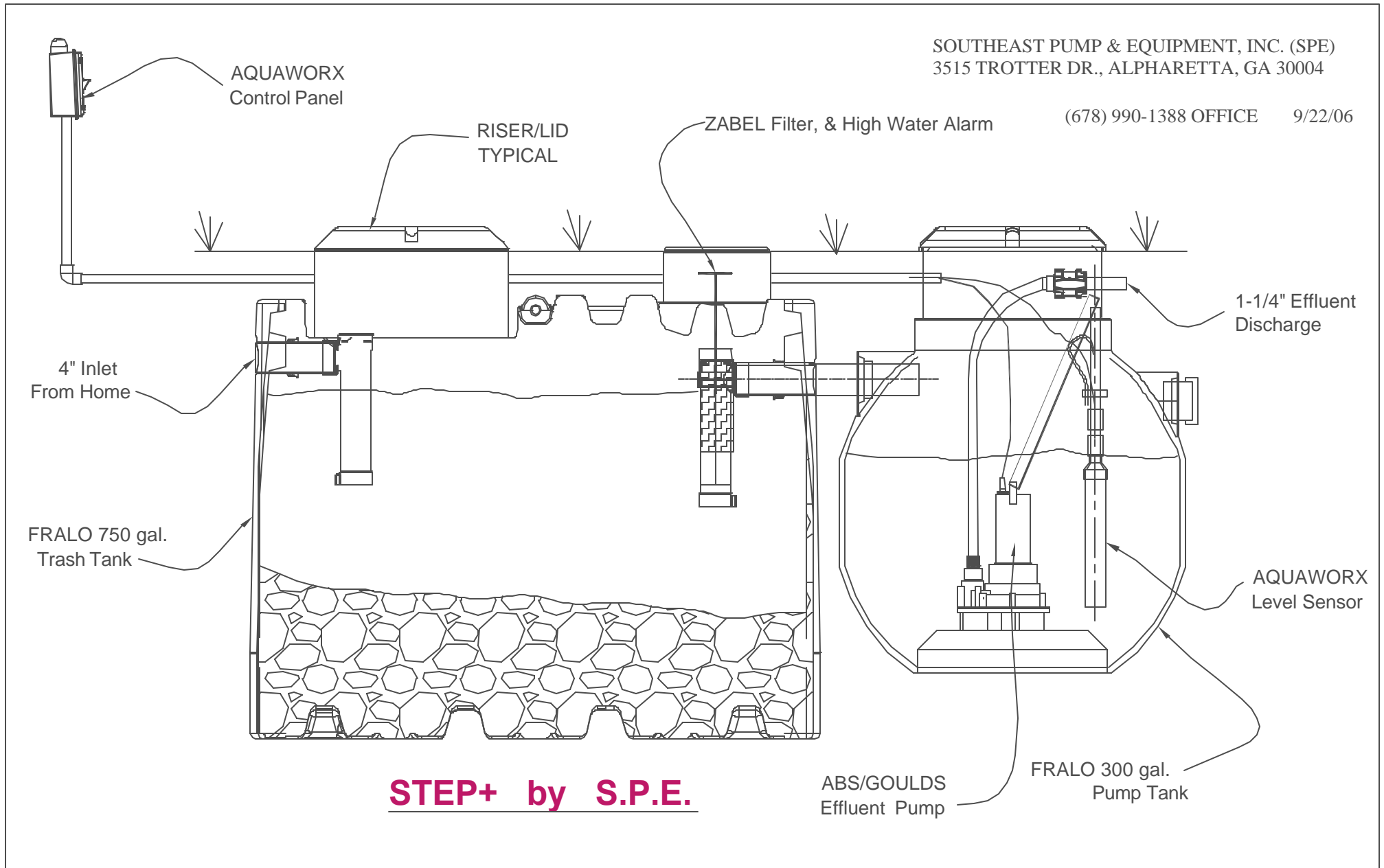
- Time controlled pumping. **Keeps force main lines cleaner** do to higher velocities in pipe.
- **Less odors** because lines are flushed at time controlled intervals
- **Less chance of hydraulic overload at WWTP.** Each STEP+ is monitored for flow. If an over flow condition exist, **operator will be notified.**
- AQUAWORX IPC 230/1/60 , solid state contactor, data logging , auto-dialer

### Level Sensing:

- AQUAWORX pressure bell, NO floats (**more reliable**)

### Filter:

- ZABEL A1800-4x18-VTF-B40, Proven to reduce TSS and **protect disposal fields;** A patented Inside-out flow promotes sloughing of solids back into tank



# Aquaworx Inc.

## **IPC-2S 220 V Pump Control System**

Shipping: 12" X 12.5" X 15" , 11 lb

### **Standard Features**

- 220VAC, 20 FLA, 2HP Max.
- NEMA 4X fiberglass enclosure
- Manual /off /auto operation
- Audible alarm w/ push to silence
- Visual alarm
- Automatic alarm reset
- UL listed
- Built in dose counter and pump run time meter

### **IPC-1 Standard Enhancements**

- Float-less Operation\*
- Programmable ON & OFF timer
- Programmable start , stop, and alarm levels
- Date / time stamped event log
- Visual heartbeat indicator
- Real time clock w/ battery back-up
- Exclusive VETO feature

\*- A redundant OFF float may be required in some jurisdictions

### **Competitive Advantages**

- **Simplified wiring - Easy to install**
- **Unique user interface - Easy to use**
- Data Logging provides Real time data - **Easy** to access, **Auto-dialer**(optional)
- Accurate timing - no stopwatch required
- Liquid level displayed for draw-downs - No tape measure required
- Veto Level Override Function -
- Pumps can be commanded to run at a certain time helping to flush low pressure force mains reducing clogging and odors.

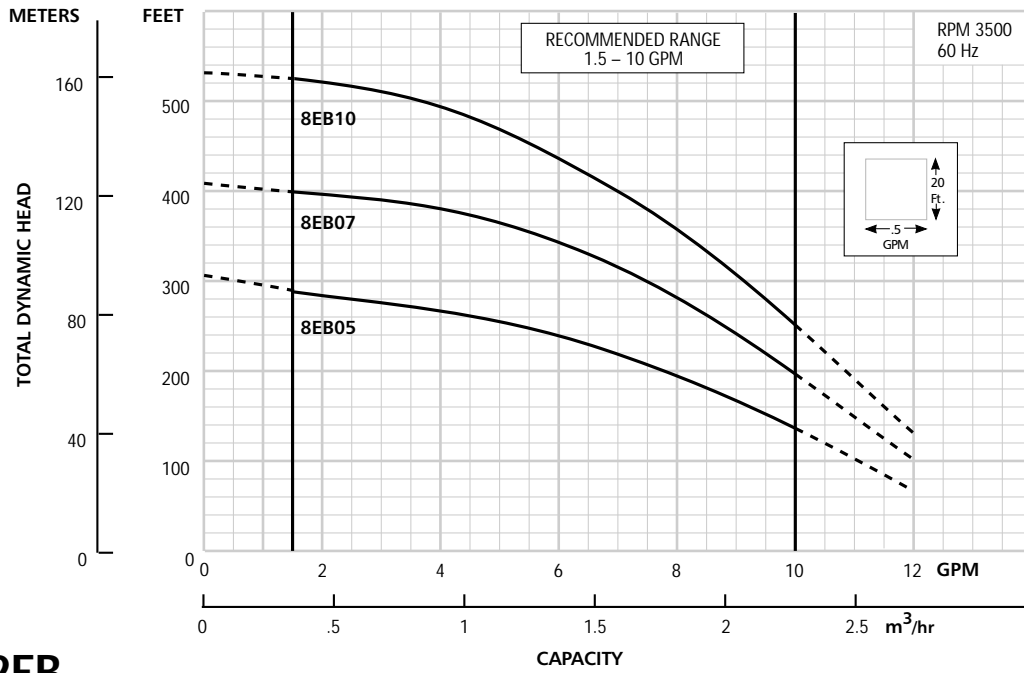
### **Southeast Pump & Equipment, Inc**

*Quality Products & Services Since 1985*

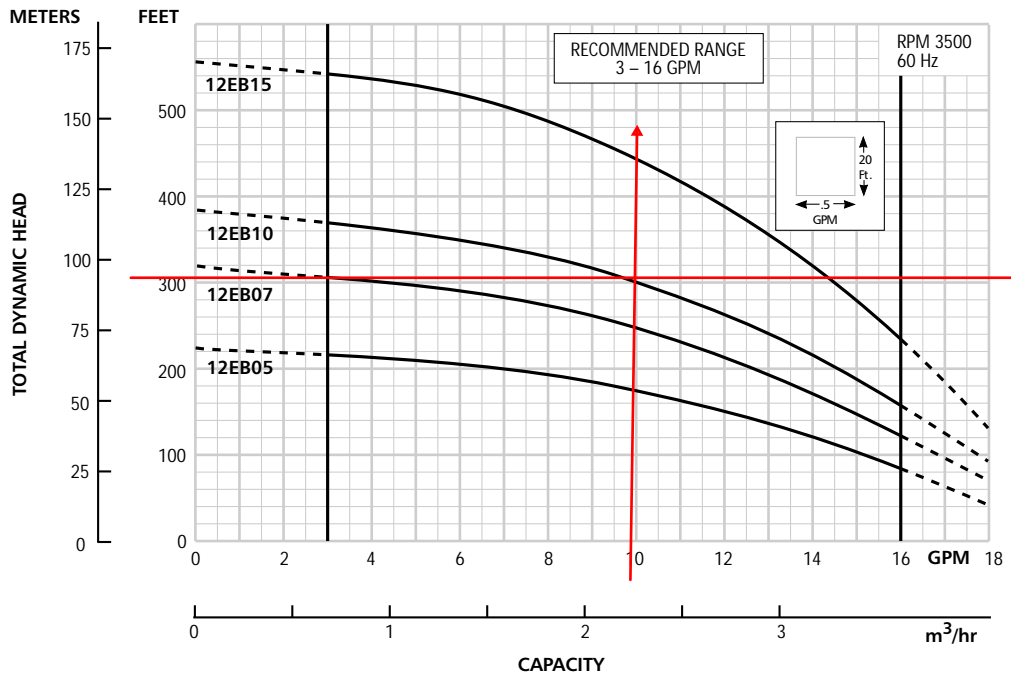
(678) 990-1388 office , (678) 990-1396 fax , [mmillard@southeastpump.com](mailto:mmillard@southeastpump.com) , [www.southeastpump.com](http://www.southeastpump.com)

# Model 8EB

# FILTERED EFFLUENT BLASTER®



# Model 12EB

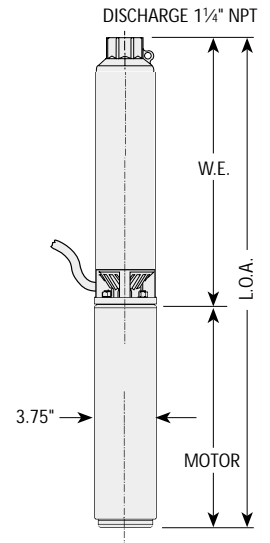


## DIMENSIONS AND WEIGHTS

Order Number	HP	Phase	Stages	Length (inches)			Weight (lbs.)		
				W.E.①	Motor	L.O.A.②	W.E.	Motor	Total
8EB0522, 8EB0521	1/2	1	10	13.3	9.5	22.8	5	18	23
8EB0722	3/4	1	13	15.4	10.7	26.1	6	20	26
8EB1022	1	1	17	18.3	11.8	30.1	8	23	31
12EB0522, 12EB0521	1/2	1	7	11.0	9.5	20.5	4	18	22
12EB0722	3/4	1	10	13.0	10.7	23.7	5	20	25
<b>12EB1022</b>	<b>1</b>	<b>1</b>	<b>12</b>	<b>14.4</b>	<b>11.8</b>	<b>26.2</b>	6	23	<b>29</b>
12EB1522	1 1/2	1	17	17.9	15.1	33.0	8	31	39

① W.E. = water end or pump without motor.

② L.O.A. = length of assembly – complete pump – water end and motor.



**MOTOR SPECIFICATIONS**

Motor Design	NEMA design B, squirrel cage induction, oil filled, non toxic oil
Motor Type	Enclosed submersible
Insulation Class	Class B, rated at 120° C
Motor Protection	Single Phase: Internal thermal protection with automatic reset. Installer must provide circuit breaker for short circuit protection per N.E.C standards.
Service Factor	1.15
Voltage Tolerance	± 10% from name plate rating

**MOTOR DATA, 60Hz**

Model	Phase	Output Power bhp	Volts	Full Load Amps	Locked Rotor Amps	NEMA Code Letter	Pole/Speed (rpm)
EF 10W	1*	1.0	230	13.0	45.5	M	2/3450

\* Start switch and capacitor integrated into top of pump.

**MATERIALS of CONSTRUCTION**

Upper Motor Lid	Cast Iron ASTM A48 Class 30
Motor Housing	Cast Iron ASTM A48 Class 30
Oil Chamber	Cast Iron ASTM A48 Class 30
Volute	Cast Iron ASTM A48 Class 30
Bottom Plate	Cast Iron ASTM A48 Class 30
Impeller	Cast Iron ASTM A48 Class 30
Lifting Bail	AISI 304 Stainless Steel
Oil (motor & oil chamber)	Non-toxic white mineral oil (Marcol 52)
External Hardware	AISI 304 Stainless Steel
O-Rings	Buna-N
Motor Shaft	AISI 420 Stainless Steel
Upper Bearing	Single row ball bearing
Lower Bearing(s)	Single row ball bearing
Upper Shaft Seal (secondary)	Rotating carbon face w/ stationary ceramic face
Lower Shaft Seal (primary)	Rotating carbon face w/ stationary ceramic face. Includes V-ring lip seal for lower seal protection.


**DIMENSIONS, WEIGHT, AND MISC.**

Pump weight, lb. (kg)	70 (32)
Maximum submergence, ft. (m)	65 (20)
Discharge size, standard	1 ¼ inch horizontal
Discharge type	NPT female thread, plus ABS Piranha type bolting flange
Maximum temp. of pumped fluid	40°C continuous, 50°C intermittent
Agency Approvals	UL 778 and CSA C22.2-108

**CABLE SPECIFICATIONS**

POWER CABLE	DIAMETER	LENGTH	OUTER JACKET
14/3 SJEOOW	0.36in (9.2mm)	20ft (6m)	Thermoplastic elastomer

Note: Power cable suitable for all standard voltages listed in "MOTOR DATA" section.



Specifications subject to change without